

## Faculty Demographic Composition

	Fall 2001		Fall 2010		Change
<b>Total Faculty:</b>	569		656		15.3%
<b>Faculty Rank</b>					
Full Professor	34	6.0%	47	7.2%	1.2%
Associate Prof	75	13.2%	80	12.2%	-1.0%
Assistant Prof	69	12.1%	115	17.5%	5.4%
Instructor & PT	391	68.7%	414	63.1%	-5.6%
<b>Gender</b>					
Men	279	49.0%	296	45.1%	-3.9%
Women	290	51.0%	360	54.9%	3.9%
<b>Race / Ethnicity*</b>					
White	545	89.2%	583	88.9%	-0.3%
African American	13	2.1%	14	2.1%	0.0%
Other	45	7.4%	57	8.7%	1.3%
Not Specified	8	1.3%	2	0.3%	-1.0%
<b>Tenure</b>					
Tenured	112	19.7%	140	21.3%	1.6%
Tenure Track	64	11.2%	102	15.6%	4.4%
Not Tenured	393	69.1%	414	63.1%	-6.0%

*NOTE: Faculty Race/Ethnicity has been tracked only since Fall 2007. Therefore Race/Ethnicity numbers and percentages in the Fall 2001 columns are actually from Fall 2007, with a total faculty count of 611.*

## Full-Time Faculty by College

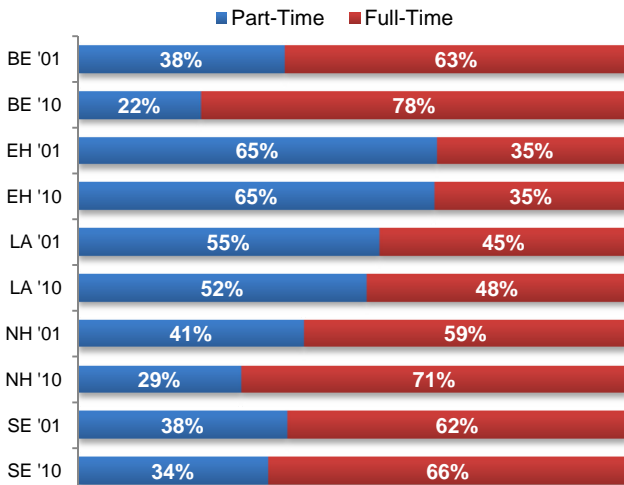
Since 2001, all five colleges have seen double digit increases in the percentage of full-time faculty.

	2001	2010	% Change
Business (BE)	40	49	23%
Education & HS (EH)	37	41	11%
Liberal Arts (LA)	93	112	20%
Nursing & HP (NH)	39	55	41%
Science & Eng (SE)	59	82	39%

*NOTE: University Division has 2 full-time instructors in Fall 2010.*

## Ratio of Full-Time to Part-Time Faculty by College

As the colleges increased their numbers of full-time faculty, most also improved their ratios of full-time to part-time faculty. For example, in 2001, 38% of the faculty in the College of Business were part-time, but only 22% were part-time in fall 2010.



## Faculty Growth by Rank

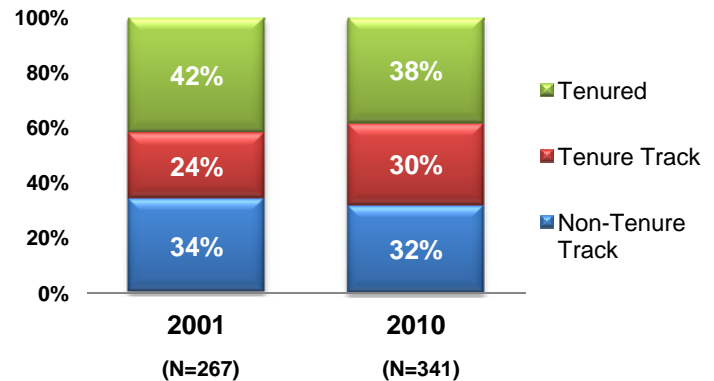
Over the past 10 years, the total number of USI faculty has grown by 15%, from 569 in 2001 to 656 today.

- 37.5% increase in tenured/tenure-track faculty
- 10.0% increase in full-time instructors
- 4.7% increase in part-time/adjunct instructors

## Faculty Tenure Status

The influx of new assistant professors over the past 10 years is reflected in the increase of tenure-track faculty members and decline in percentage of tenured faculty.

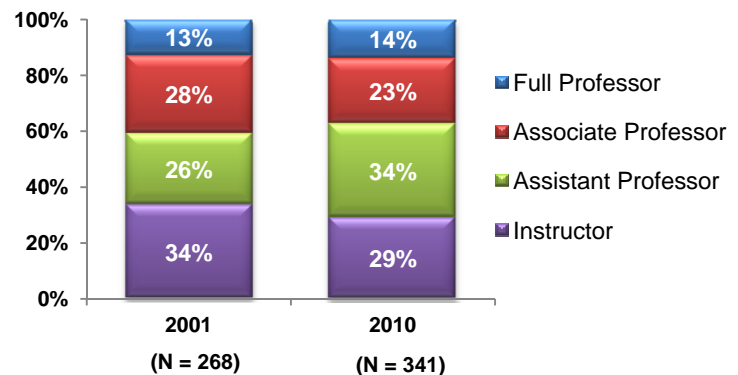
### Tenure Status of Full-Time Faculty



## Full-Time Faculty by Rank

The number of full-time faculty has increased 27% since 2001, and the composition of full-time faculty has changed. Currently, over one-third of full-time faculty are assistant professors, reflecting continued effort to hire new professors to fulfill the ever-growing need for additional faculty.

### Full-Time Faculty by Rank



## Faculty Research Projects

Sponsored Research has seen substantial growth in the number of external proposals submitted since fiscal year 2001. While the percentage awarded is only 42.9% so far, only 22% have been denied; 35% were still pending notification at the end of the fiscal year.

	Proposals	Awarded	Rate	\$\$
FY 2001	35	25	71.4%	\$ 1,686,554
FY 2010	63	27	42.9%	\$ 2,049,865